



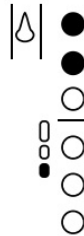


Saxophone Chromatic Fingerings


PREVIEW ONLY





Play F and use your ring finger to play the side F# key



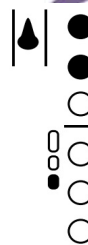
Play A and use your bottom side key with your right hand. *This should be your standard Bb Fingering*




Play B and use your index finger to play the middle side key of your right hand



Play F and use your ring finger to play the side F# key



Play A and use your bottom side key with your right hand. *This should be your standard Bb Fingering*



Play B and use your index finger to play the middle side key of your right hand

Saxophone Full-Range Chromatic Scale

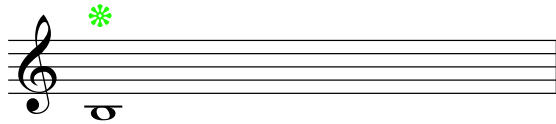
Starred notes should be played with one of the above fingerings



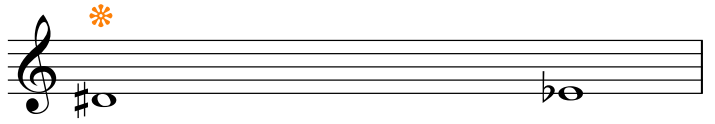
DUPLICATION PROHIBITED

Clarinet/Bass Clarinet Chromatic Fingerings

PREVIEW ONLY



Play Bb and use your ring finger to play the fork key on your RH



Play D and use your index finger to play the bottom side key on your RH


Or



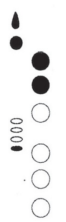

Play D and use your ring finger to play the fork key on your LH




Play F and use your index finger to play the bottom two side keys on your RH



Play F and use your ring finger to play the fork key on your RH



Play A and use your index finger to play the bottom side key on your RH



Or

Play A and use your ring finger to play the fork key on your LH



Clarinet Full-Range Chromatic Scale

Starred notes should be played with one of the above fingerings



DUPLICATION PROHIBITED